

KWC-No.

2000101449

Electronic tap components for washbasin unit, for touch-free control of the water supply

Electronic fitting components for the touch-free control of water for washing unit. Consisting of near-field sensor, electronic module, solenoid valve with shut-off, flush pipe, hose and electric T-junction.

24 V DC

Technical Data

with backflow preventer

no

calculation flow rate cold wat

0.2 l/s

default automatic hygiene flus

24h after the last activity

default flow time

10 Seconds

depressurised

no

with filter

yes

functional principle

electronic self-closing

hygiene flushing

yes

diameter nominal

DN 15

inlet size

G 1/2 A

Locking mechanism

Top section, non-ceramic

minimum flow pressure

1 bar

type of mixing

no

Parameterization

network

Pop-up waste set

no

power supply connection

A3000 open 24 V DC

power consumption

7 Voltampere

Type of power supply

Transformer

protective system IP

IP68 / 44

with rosettes/cover plate

no

protective shutdown

no

sound insulation

no

surface treatment fitting

none

temperature limit

no

thermal disinfection

yes

with transformer/power supply

no

KWC

Electronic tap components

Modell-Linie: PWC_A3000_OPEN | AQUA121

Taps | Electronic taps

type of mounting	concealed
type of operation	sensor operation
type of sensor	capacitive-electronic sensor
type of tap	in-wall tap
volume flow rate at 3 bar	0.5 l/s
water connection	threaded connection (external)
Accent colour	none
Basic colour	Other

Mandatory Accessories



ECC2 function controller

2000108123
ZA3OP0011



Power supply unit

2030068573
ASEX1031




Power supply unit

2000100375
ZAQUA007



System cable

2000104272
ZAQUA011




System cable

2000104274
ZAQUA012



System cable

2000100801
ZAQUA077



System cable


2000100852
ZAQUA078

Spare Parts

KWC

Electronic tap components

Modell-Linie: PWC_A3000_OPEN | AQUA121
Taps | Electronic taps



Solenoid valve

2000104454
ETAPS0023
