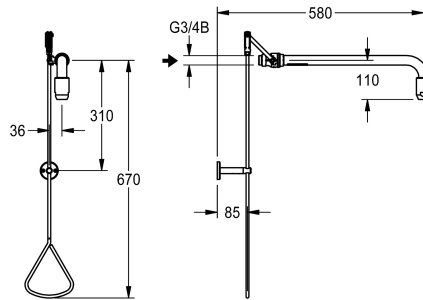



KWC

Emergency shower activated by a pull-rod on connection piece

Modell-Linie: EMERGENCYSHOWERS | FAID0008

Emergency showers | Whole body showers



KWC-No.

2030019175

Pull-rod operated emergency shower, for surface mounting, on connection piece provided by the customer. Valve activated by triangular handle. With wall bracket and emergency shower head. Non-self-closing, the water flow is stopped by pushing up the pull rod, green EPS coating (RAL 6032), complies with EN 15154, Part

1, includes the "emergency shower" safety symbol on an adhesive label in compliance with ISO 3864, Part 1 and user instructions. Volumetric flow rate approx. 65 l/min at 1 bar pressure, approx. 110 l/min at 3 bar pressure, water connection G 3/4 B.

Technical Data

colour
spout projection
type of connection
type of fitting
volume flow rate at 1 bar
volume flow rate at 3 bar

green
588 mm
pipe connection
cantilever connection
1.08 l/s
1.83 l/s

Optional Accessories



Extension for coupling-rod

2030061050
ZFAID0003


Spare Parts

KWC

Emergency shower activated by a pull-rod on connection piece

Modell-Linie: EMERGENCYSHOWERS | FAID0008

Emergency showers | Whole body showers



KWC

Emergency showerhead

2030018810
FAID0001

Safety label emergency shower

2000101152
FAID904