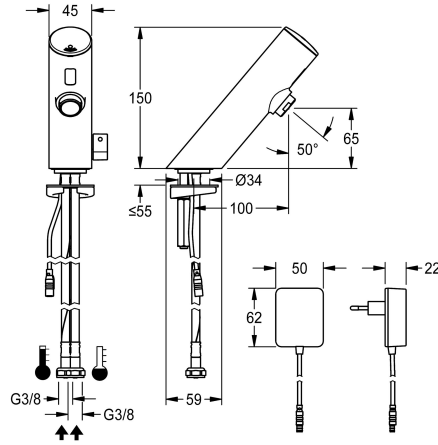


KWC

F3E-Mix electronic pillar mixer with plug-in power supply unit

Modell-Linie: F3E | F3EM1002

Taps | Electronic taps



KWC-No.

2030033389

volume flow rate at 3 bar

0.1 l/s

F3E-Mix pillar mixer DN 15 for sanitary facilities, opto-electronically controlled. For connection to hot and cold water via hoses with integrated backflow preventer and strainers. Control electronics, solenoid valve cartridge and sensor in all-metal housing, high-polished chromium-plated brass, with temperature lever and adjustable, turn-proof temperature stop. Aerator with integrated

flow regulator 6.0 l/min. Activated water hygiene flushing 24 hours after last activation, safety switch-off with continuous reflection and saving of statistical data. With option for parameterization and communication via optional, bidirectional remote control. With 100 - 240 V AC plug-in power supply unit.

Technical Data

with backflow preventer

yes

calculation flow rate cold water

0.07 l/s

calculation flow rate hot water

0.07 l/s

compatible A3000 open

no

default automatic hygiene flush

24h after the last activity

depressurised

no

with filter

yes

functional principle

electronic self-closing

hygiene flushing

yes

diameter nominal

DN 15

inlet size

G 3/8

Locking mechanism

Top section, non-ceramic

material fitting

brass

minimum flow pressure

1 bar

type of mixing

yes

Parameterization

remote control

Pop-up waste set

no

power supply connection

100 - 240 V AC

position of power connection

from bottom

power consumption

1.5 Voltampere

Type of power supply

Transformer

protective system IP

IP59K

with rosettes/cover plate

no

protective shutdown

yes

sound insulation

no



KWC

F3E-Mix electronic pillar mixer with plug-in power supply unit

Modell-Linie: F3E | F3EM1002

Taps | Electronic taps

Spout	fixed
spout projection	100 mm
surface finish fitting	chromed
surface treatment fitting	polished
temperature limit	yes
thermal disinfection	no
with transformer/power supply	yes
type of mounting	tap hole
type of operation	sensor operation
type of sensor	opto-electronic sensor
type of tap	pillar tap
volume flow rate at 3 bar	0.1 l/s
water connection	hose (gland nut)
Accent colour	none
Basic colour	chrome-look (glossy)

Optional Accessories



Bidirectional remote control for electronic fittings F3 and F5

2030036654
ACEX9005



2-button remote control for fittings F3 and F5

2030036849
ACEX9004




Aerator

2000101160
ZAQUA087



PURETHERM under-table thermostat

2030012758
PURE0031



Extension cable 5 m

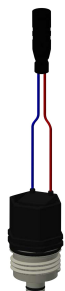
2030043814
ACEX9010

KWC

F3E-Mix electronic pillar mixer with plug-in power supply unit

Modell-Linie: F3E | F3EM1002
Taps | Electronic taps

Spare Parts



Solenoid valve cartridge

2030045522
ACXX9002
