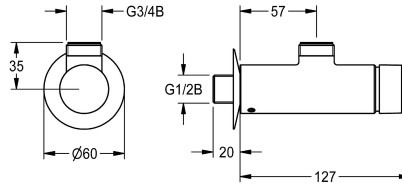



KWC

F3S self-closing bib tap

Modell-Linie: F3S | F3SV2001
Showers | Self closing showers



KWC-No.

2030034414

F3S self-closing bib tap DN 15 as wall fitting for wall mounting for shower facilities. Self-closing functional part, hydraulically controlled, piston-free design, self-closing, stepless adjustment of flow duration. For connection to pre-mixed hot water or cold water.

Housing including changeable valve seat, with outlet on top, G 3/4 B, for installation of bent outlet or surface-mounted shower pipe, high-polished chromium-plated brass.

Technical Data

additional connections	no
with backflow preventer	no
calculation flow rate cold wat	0.15 l/s
circulation	no
connection with pay water disp	not possible
with filter	no
adjustable flow time	yes
functional principle	hydraulic self-closing
for hand shower	no
hygiene flushing	no
diameter nominal	DN 15
inlet size	G 1/2 B
Locking mechanism	Top section, non-ceramic
material fitting	brass-look
maximum flow time	35 Seconds
minimum flow pressure	1 bar
minimum flow time	5 Seconds
type of mixing	no
with rosettes/cover plate	yes
protective shutdown	no
shower pipe draining	no
sound insulation	no
surface finish fitting	chromed
surface treatment fitting	polished
temperature limit	no
thermal disinfection	no

KWC

F3S self-closing bib tap

Modell-Linie: **F3S | F3SV2001**
Showers | Self closing showers

type of mounting	wall mounting
type of operation	manual operation
type of shower	wall fitting
volume flow rate at 3 bar	0.2 l/s
water connection	threaded connection (external)
position of water connection	from backside
Accent colour	none
Basic colour	chrome-look (glossy)

Optional Accessories



Bent outlet

2030050434
ACXX2005



Bent outlet

2030050435
ACXX2006



Shower pipe

2030039555
ACSX2001



AQUAJET-Slimline shower head

2000103757
AQUA757



AQUAJET-Comfort shower head


2030021283
SHAC0008

Spare Parts

KWC

F3S self-closing bib tap

Modell-Linie: F3S | F3SV2001
Showers | Self closing showers




Push cap

2030042960
ASSV2001



Functional part

2000104352
ESHOW0001




Valve seat DN 15

2000104790
ESHOW0040



O-Ring, red

2030042961
ASSV2002



O-Ring, blue

2030042962
ASSV2003