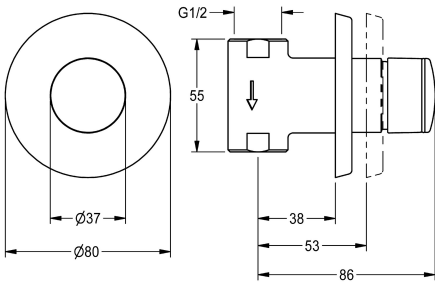


KWC
F3S self-closing gate valve

Modell-Linie: F3S | F3SV1003
Taps | Self closing taps



KWC-No.

2030048760

F3S self-closing DN 15 shower valve for wall mounting with noise-reducing styrene cladding. Self-closing hydraulically controlled functional part with a piston-free design, and continuously adjustable flow duration. For connection to pre-mixed hot water or

cold water. Housing includes shuttle valve position, with interior thread G 1/2, visible parts made of high-polished chrome-plated brass. With rosette, depth adjustability 15 mm.

Technical Data

with backflow preventer
Built-in fitting model
compatible A3000 open
depressurised
with filter
adjustable flow time
functional principle
hygiene flushing
diameter nominal
inlet size
Locking mechanism
material fitting
maximum flow time
minimum flow pressure
minimum flow time
type of mixing
Pop-up waste set
with rosettes/cover plate
protective shutdown
sound insulation
surface finish fitting
surface treatment fitting
temperature limit
thermal disinfection
type of mounting
type of operation









no
Built-in + finishing section
no
no
yes
hydraulic self-closing
no
DN 15
G 1/2
Top section, non-ceramic
brass
20 Seconds
1 bar
5 Seconds
no
no
yes
no
no
chromed
polished
no
no
in-wall installation without b
manual operation

KWC
F3S self-closing gate valve

Modell-Linie: F3S | F3SV1003
Taps | Self closing taps

type of tap	in-wall tap
volume flow rate at 3 bar	0.05 l/s
water connection	threaded connection (internal)
Accent colour	none
Basic colour	chrome-look (glossy)

Spare Parts

			
O-Ring, red	O-Ring, blue	Push cap	Functional part
2030042961 ASSV2002	2030042962 ASSV2003	2030042960 ASSV2001	2000104372 ETAPS0001
			
Valve seat DN 15	Push-on rosette	Hexagonal socket wrench	Valve seat key
2000104790 ESHOW0040	2000104892 EAQLN0008	2000106127 ZFITG0003	2000101454 AQRM967