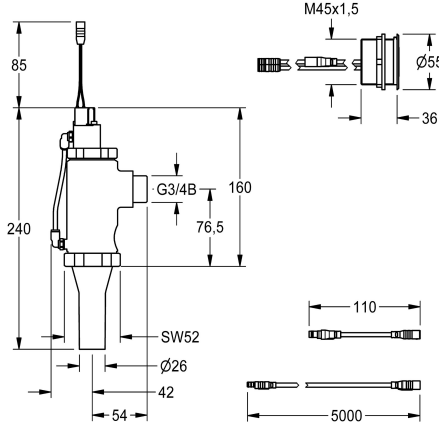


KWC F5E

WC flush valve for concealed mounting

Modell-Linie: F5E | F5EF4002

Flushing systems | Electronic WC flushing systems



KWC-No.

2030062326

F5E WC flush valve DN 20 for concealed mounting, optoelectronically controlled. With circular sensor (diameter 55 mm), integrated control electronics and cleaning deactivation. Manufactured from polished chromium-plated brass, designed to be screwed from the rear, with anti-twist protection and solenoid flusher with extension cable for solenoid valve (length 5 m). Activated hygiene flushing 24 hours after last activation and saving of statistical data. With option for parametrisation and

communication via optional bidirectional remote control. Options for battery operation with 6 V lithium battery (CR-P2) per fitting or separate power supply via power supply unit 6.75 V/12 V DC or AQUA 3000 open system accessories.

Battery compartment including battery or power supply unit with extension cable must be ordered separately.

Technical Data

calculation flow rate cold wat

1 l/s

default automatic hygiene flus

24h after the last activity

functional principle

electronic self-closing

diameter nominal

DN 20

material casing

brass

material fitting

brass

maximum flow pressure

4 bar

maximum flushing flow

1.3 l/s

maximum flush water volume

9 Liter

minimum flow pressure

1.2 bar

minimum flushing flow

1 l/s

minimum flush water volume

6 Liter

Parameterization

remote control

power supply connection

6,75 / 12 V DC / A3000 open

power consumption

3.5 Voltampere

Type of power supply

Transformer

protective shutdown

yes

sound insulation

no

surface finish casing

chromed

with transformer/power supply

no

type of flushing fitting

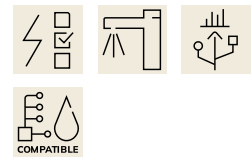
WC flush valve

type of mounting

concealed

type of operation

sensor operation



COMPATIBLE

KWC F5E

WC flush valve for concealed mounting



Modell-Linie: F5E | F5EF4002

Flushing systems | Electronic WC flushing systems

type of sensor

opto-electronic sensor

Mandatory Accessories



Power supply unit

2030039477
ACEX9001

Extension cable 5 m

2030043814
ACEX9010

Optional Accessories



Bidirectional remote control for electrical fittings F3 and F5

2030036654
ACEX9005



2-button remote control for fittings F3 and F5


2030036849
ACEX9004



Cover plate

2000101054
ZAQUA084

Spare Parts





KWC F5E

WC flush valve for concealed mounting

Modell-Linie: F5E | F5EF4002

Flushing systems | Electronic WC flushing systems

Remote operation hose

2000104803

EAQLN0019
