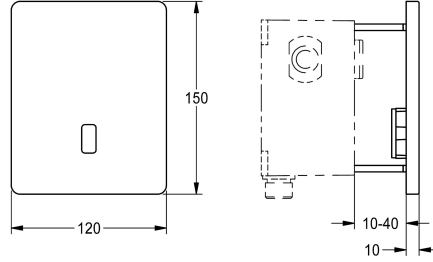


## KWC F5E

Electronic urinal flush valve for in-wall installation

Modell-Linie: F5E | F5EF3010

Flushing systems | Electronic urinal flushing systems



### KWC-No.

**2030067743**

F5E electronic urinal flush valve for in-wall installation

F5E urinal flush valve DN 15 and installation kit for in-wall installation with basic installation kit, opto-electronically controlled. With self-closing solenoid valve cartridge, holding frame, stainless steel cover plate 120 x 150 mm with covered screw fixing including sensor with control electronics and strainer. Activated water hygiene flushing 24 hours after last activation and saving of statistical data. With option for parametrisation and communication

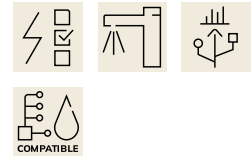
via optional, bidirectional remote control. Option for battery operation with 6 V lithium battery (CR-P2) per fitting or separate power supply via power supply unit 6.75 V/12 V DC or AQUA 3000 open system accessories.

Battery compartment including battery or power supply unit with extension cable must be ordered separately.

### Technical Data

Built-in fitting model
Cover plate height
Cover plate width
default automatic hygiene flush
functional principle
hygiene flushing
diameter nominal
material casing
material fitting
minimum flow pressure
Parameterization
power supply connection
Type of power supply
surface finish casing
with transformer/power supply
type of flushing fitting
type of mounting
type of operation
type of sensor

Finishing section
150 mm
120 mm
24h after the last activity
electronic self-closing
yes
DN 15
stainless steel
brass
1 bar
remote control
6,75 / 12 V DC / A3000 open
Other
satin finished
no
urinal flush valve
in-wall installation with box
sensor operation
opto-electronic sensor



### Mandatory Accessories

## KWC F5E

Electronic urinal flush valve for in-wall installation

Modell-Linie: F5E | F5EF3010

Flushing systems | Electronic urinal flushing systems



**Basic installation kit for in-wall urinal flush valves**

**2000107414**  
AQLN0006




**AQUAFIX installation frame with flush valve for in-wall installation for stainless steel urinals**

**2000110549**  
AQFX0002




**AQUAFIX installation frame with flush valve for in-wall installation for ceramic urinals**

**2030020123**  
AQFX0001



**Power supply unit**

**2030039477**  
ACEX9001



**Extension cable 5 m**

**2030043814**  
ACEX9010



**In-wall power supply**

**2030039825**  
ACEX9003

### Optional Accessories




**Bidirectional remote control for electrical fittings F3 and F5**

**2030036654**  
ACEX9005



**2-button remote control for fittings F3 and F5**

**2030036849**  
ACEX9004



**Electronic module for F5 urinal flush valve**

**2030056786**  
ACEF3001

### Spare Parts

## KWC F5E

Electronic urinal flush valve for in-wall installation

Modell-Linie: F5E | F5EF3010

Flushing systems | Electronic urinal flushing systems



**Strainer**

**2030021801**  
EPRT0022



**Stainless steel care set**

**2000109019**  
ZWSPL0024



**Cleaning product CHROMOL**

**2000105091**  
ZWSPL0023