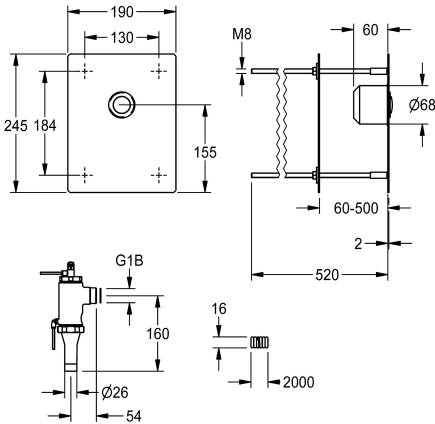




KWC F3S
WC flushing valve for rear panel mounting

Modell-Linie: F3S | F3SF4001
Flushing systems | Self closing wc flushing system



KWC-No.
2030068191

F3S WC flushing valve DN 20, for wall-mounted toilet bowls, fitting group 1, with remote control for concealed mounting. Especially suitable for facilities at risk of vandalism. Self-closing upper component for remote operation, hydraulically controlled, piston-free design, automatic and backlash-free closing. Automatic flush flow regulation and adjustable flush water volume. Flush valve complete with flush pipe connection and screw connection. All-metal

construction, visible parts polished chromium-plated. Stainless steel cover plate 190 x 245 x 2 mm for invisible mounting via threaded rods, up to a wall thickness of 50 to 500 mm, pre-mounted push-button actuation, flush-mounted box. Hydraulic control lines and empty conduit (2 m) and mounting material. Connection and maintenance via service room.

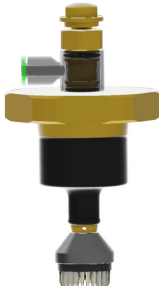

Technical Data

| |
|--------------------------|
| functional principle |
| diameter nominal |
| material casing |
| material code casing |
| material fitting |
| protective shutdown |
| surface finish casing |
| type of flushing fitting |
| type of mounting |
| type of operation |
| Basic colour |

| |
|--------------------------------|
| hydraulic self-closing |
| DN 20 |
| stainless steel |
| 1.4301 Chrome Nickel steel V2A |
| brass-look |
| no |
| satin finished |
| WC flush valve |
| concealed |
| manual operation |
| stainless steel-look |



Spare Parts





KWC F3S
WC flushing valve for rear panel mounting

Modell-Linie: F3S | F3SF4001
Flushing systems | Self closing wc flushing system

Remote operation valve

2000104780
EFLSY0027

Remote operation hose

2000104803
EAQLN0019

Upper part

2000104384
EFLSY0004

Stainless steel care set

2000109019
ZWSPL0024



Cleaning product CHROMOL

2000105091
ZWSPL0023