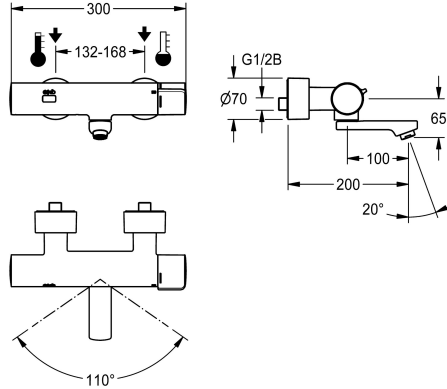


## KWC F5E-Therm Electronic thermostatic wall-mounted mixer with battery operation

Modell-Linie: F5E | F5ET1102  
Taps | Electronic taps



### KWC-No.

**3600004010**  
Projection 200 mm

**3600004009**  
Projection 145 mm

**3600004011**  
Projection 260 mm

### spout projection

215 mm

155 mm

275 mm

**NEW**

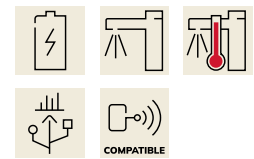
F5E-Therm thermostatic mixer DN 15 for wall mounting with lockable swivelling outlet, for sanitary facilities. Opto-electronic control, activation on hand reflection. Thermostat with metal handle with adjustable, turn-proof temperature stop. With the option of manual thermal disinfection. For connection to hot and cold water. Control electronics, solenoid valve cartridge, 6 V lithium battery (CR-P2) and sensor in all-metal housing, polished chromium-plated brass. Laminar jet controller with integrated flow rate controller 6.0

l/min. With adjustable and lockable connections with backflow preventers and strainers, fully covered by depth-adjustable screw rosettes. 200 mm projection. Activated water hygiene flushing 24 hours after last activation, safety switch-off for continuous reflection and saving of statistical data. With facility for parameterisation and communication via optional bidirectional remote control or C-module unit with the necessary app.

### Technical Data

with backflow preventer
compatible A3000 open
default automatic hygiene flush
default flow time
depressurised
with filter
adjustable flow time
functional principle
hygiene flushing
diameter nominal
inlet size
Locking mechanism
material fitting
maximum flow time
minimum flow pressure
minimum flow time
type of mixing
number of batteries
Parameterization
Pop-up waste set

yes
no
24h after the last activity
10 Seconds
no
yes
yes
electronic self-closing
yes
DN 15
G 1/2 B
Top section, non-ceramic
brass
255 Seconds
1 bar
1 Seconds
with thermostat
1
remote control
no



## KWC F5E-Therm

Electronic thermostatic wall-mounted mixer with battery operation

### Modell-Linie: F5E | F5ET1102

Taps | Electronic taps

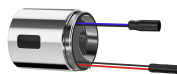
power supply connection	Battery 6 V
power consumption	1.5 Voltampere
Type of power supply	Battery
protective system IP	IP59K
with rosettes/cover plate	yes
protective shutdown	yes
sound insulation	no
Spout	rotating, bottom
spout projection	215 mm
surface finish fitting	chromed
surface treatment fitting	polished
temperature limit	yes
thermal disinfection	manual thermal disinfection
with transformer/power supply	no
type of batteries	CR-P2 Lithium battery 6V
type of mounting	wall mounting
type of operation	sensor operation
type of sensor	opto-electronic sensor
type of tap	bib tap
volume flow rate at 3 bar	0.1 l/s
water connection	S-connections
Accent colour	none
Basic colour	chrome-look (glossy)

### Optional Accessories



#### Theft-proof housing for aerator

**2000104778**  
ZTAPS0005



#### C-module unit for compatible KWC electronic wall-mounted mixers

**3600008377**  
ACET9003