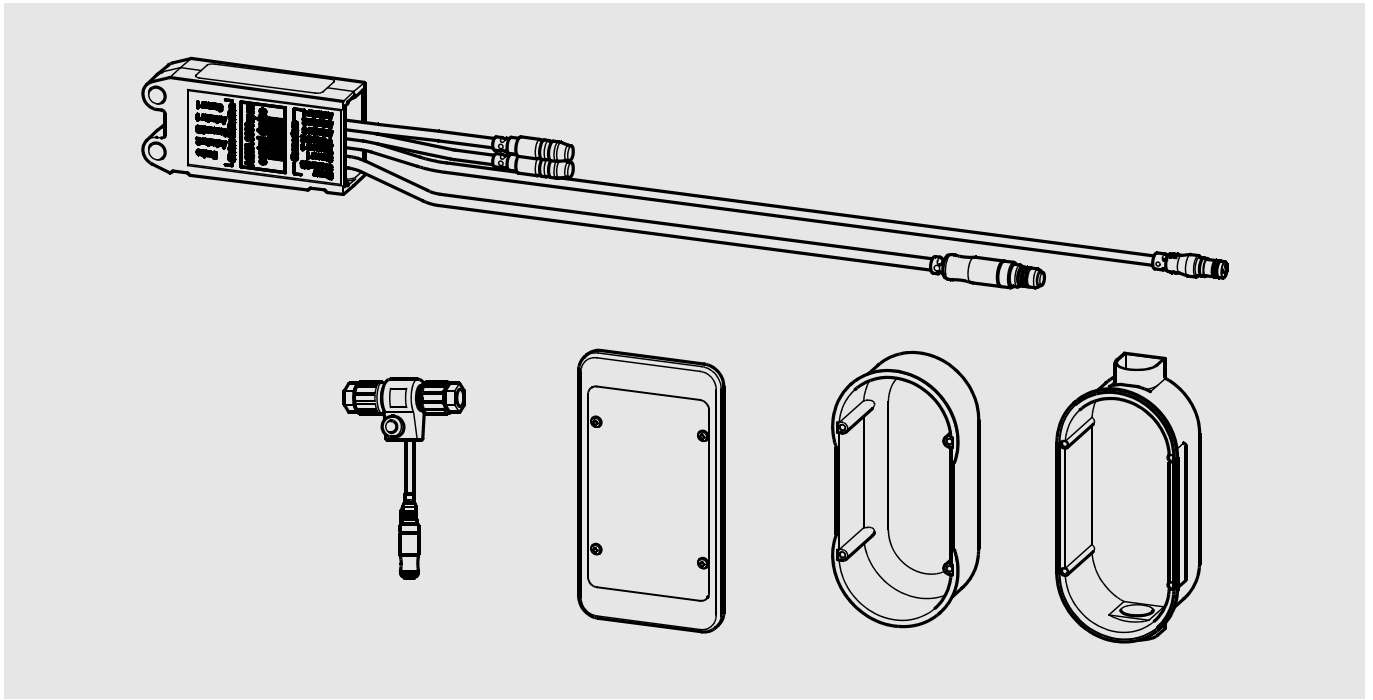


F5



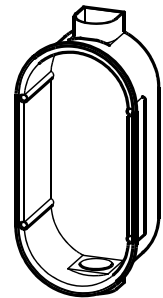
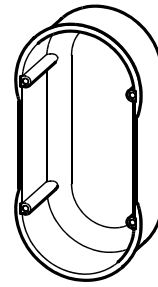
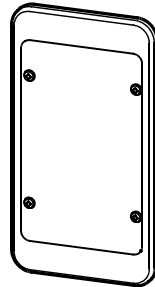
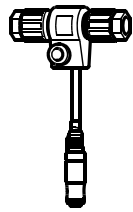
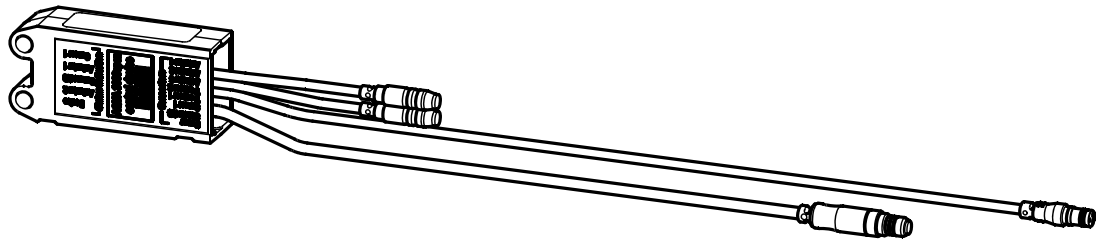
ACEX1004
2030059118

ACEM1002
3600000505

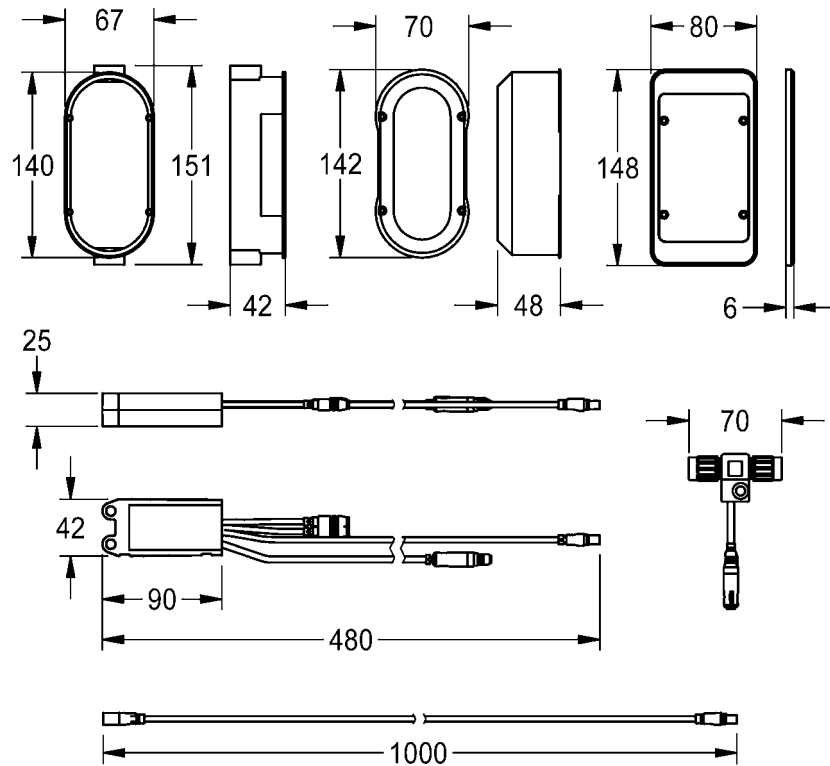
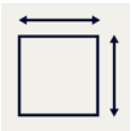
ACEX1007
3600004310

ACEX1009
3600004313

DE	Montage- und Betriebsanleitung	Elektronikmodul EM5
EN	Installation and operating instructions	Electronic module EM5
FR	Notice de montage et de mise en service	Module électronique EM5
ES	Instrucciones de montaje y servicio	Modulo electrónico EM5
IT	Istruzioni per il montaggio e l'uso	Modulo elettronico EM5
NL	Montage- en bedrijfsinstructies	Elektronische module EM5
PL	Instrukcja montażu i obsługi	Modul elektroniczny EM5
SV	Monterings- och driftinstruktion	Elektronikmodul EM5
CS	Návod pro montáž a provoz	Elektronic. modul EM5
FI	Asennus- ja käyttöohje	Elektroniikkamoduuli EM5
RU	Инструкция по монтажу и вводу в эксплуатацию	

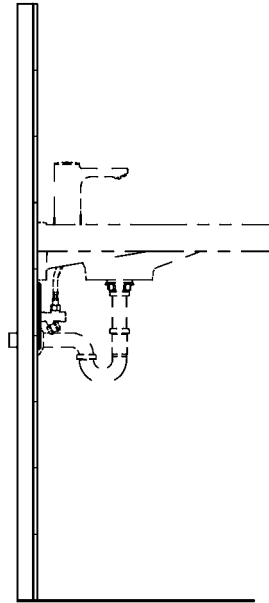
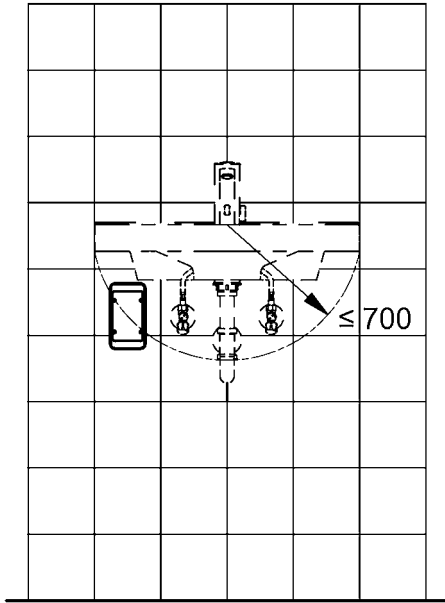


	ID
ACEX1004	02010
ACEM1002	02160
ACEX1007	02130
ACEX1009	02140

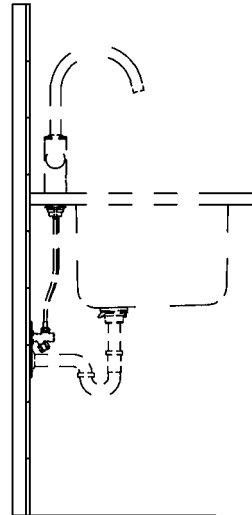
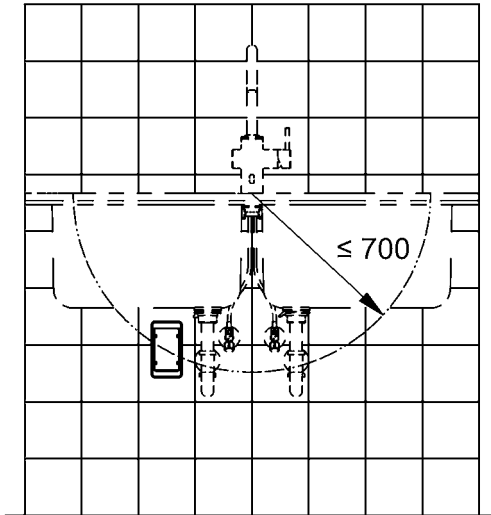




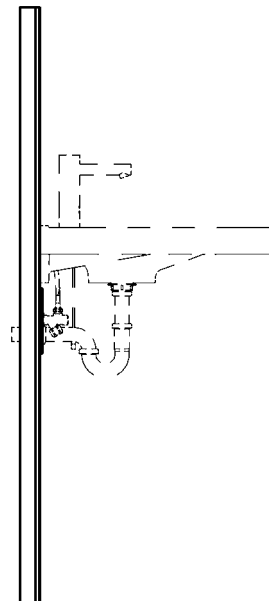
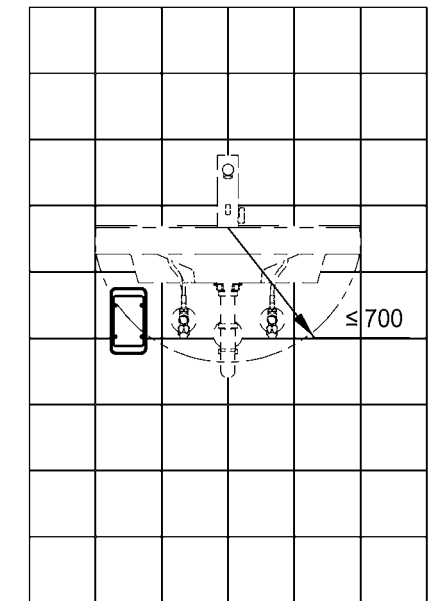
ACEX1004



ACEM1002



**ACEX1007
ACEX1009**



EN

Installation and operating instructions

Important notes

- ▶ Operate the product only with safety extra low voltage (SELV). The components must not be earthed.
- ▶ Place the power supply (not part of the delivery, see accessories) outside the wet area in a separate room.
- ▶ Protect the power supply with a residual current circuit breaker (RCD).
- ▶ All work must be carried out in a de-energised state.

Technical data

- ▶ Supply voltage 24 V DC
- ▶ Power consumption 1W
- ▶ Type of protection IP 68

PL

Instrukcja montażu i obsługi

Ważne wskazówki

- ▶ Produkt użytkować wyłącznie z bardzo niskim napięciem bezpiecznym (SELV). Elementy konstrukcyjne nie mogą być uziemione.
- ▶ Zasilacz elektryczny (nie znajduje się w zakresie dostawy, zobacz akcesoria) umieścić poza obszarem wilgotności w innym pomieszczeniu.
- ▶ Należy wykonać przyłącze elektryczne z wyłącznikiem różnicowoprądowym (RCD).
- ▶ Wszystkie prace przeprowadzać po odłączeniu zasilania elektrycznego.

Dane techniczne

- ▶ Napięcie przyłączeniowe 24 V DC
- ▶ Pobór mocy 1 W
- ▶ Rodzaj ochrony IP 68

DE

Montage- und Betriebsanleitung

Wichtige Hinweise

- ▶ Das Produkt nur mit Schutzkleinspannung (SELV) betreiben. Die Bauteile dürfen nicht geerdet werden.
- ▶ Die Spannungsversorgung (nicht Lieferumfang, Zubehör) außerhalb des Nassbereichs in einem extra Raum platzieren.
- ▶ Den Elektroanschluss mit einem Fehlerstromschutzschalter (RCD) absichern.
- ▶ Alle Arbeiten im spannungsfreien Zustand durchführen.

Technische Daten

- ▶ Anschlussspannung 24 V DC
- ▶ Leistungsaufnahme 1 W
- ▶ Schutzart IP 68

SV

Monterings- och driftinstruktion

Viktiga informationer

- ▶ Använd produkten endast med extra låg skyddsspänning (SELV). Komponenterna får inte jordas.
- ▶ Placera strömförsörjningen (ingår inte i leveransen, se tillbehör) utanför det våta området i ett separat utrymme.
- ▶ Säkra elanslutningen med en jordfelsbrytare (RCD).
- ▶ Genomför alla arbeten i spänningslöst tillstånd.

Tekniska data

- ▶ Anslutningsspänning 24 V DC
- ▶ Effektbehov 1 W
- ▶ Skyddsklass IP 68

FR

Notice de montage et de mise en service

Remarques importantes

- ▶ Ne faire fonctionner le produit qu'à très basse tension de sécurité (SELV). Les composants ne doivent pas être mis à la terre.
- ▶ Placer l'alimentation en tension (non fournie, voir Accessoires) hors de la zone humide dans une autre pièce.
- ▶ Protéger le raccordement électrique avec un interrupteur de protection contre les courants de court-circuit (RCD).
- ▶ Effectuez tous les travaux quand le dispositif est hors tension.

Données techniques

- ▶ Tension de raccordement 24 V DC
- ▶ Puissance absorbée 1 W
- ▶ Type de protection IP 68

ES

Instrucciones de montaje y servicio

Indicaciones importantes

- ▶ Utilizar el producto solamente con baja tensión de protección (SELV). No se permite conectar los componentes a tierra.
- ▶ Colocar el suministro eléctrico (no incluido en el volumen de suministro, véase Accesorios) fuera de la zona húmeda, en un espacio extra.
- ▶ Asegurar la conexión eléctrica mediante un interruptor diferencial de corriente residual (RCD).
- ▶ Todos los trabajos deben realizarse con la tensión de alimentación desconectada.

Datos técnicos

- ▶ Tensión de conexión 24 V DC
- ▶ Consumo de potencia 1 W
- ▶ Modo de protección IP 68

CS

Návod pro montáž a provoz

Důležité pokyny

- ▶ Výrobek používejte pouze s bezpečným nízkým napětím (SELV). Komponenty se nesmějí uzemňovat.
- ▶ Zdroj napájení (není součástí dodávky, viz příslušenství) nainstalujte mimo mokrou oblast v oddělené místnosti.
- ▶ Elektrické připojení jistěte proudovým chráničem (RCD).
- ▶ Veškeré práce vykonávejte ve stavu bez napětí.

Technické údaje

- ▶ Přípojné napětí 24 V DC
- ▶ Příkon 1 W
- ▶ Krytí IP 68

FI

Asennus- ja käyttöohje

Tärkeitä ohjeita

- ▶ Käytä tuotetta vain suojapienjännitteellä (SELV). Rakenneosia ei saa maadoittaa.
- ▶ Sijoita virransyöttö (ei sisälly toimituskokonaisuuteen, katso lisävarusteet) erilliseen tilaan märän alueen ulkopuolelle.
- ▶ Suojaa sähköliitintä vikavirtakytkimellä (RCD).
- ▶ Kaikki työt on tehtävä jännitteettömälle järjestelmälle.

Tekniset tiedot

- ▶ Verkkojännite 24 V DC
- ▶ Tehonkulutus 1 W
- ▶ Suojaustapa IP 68

IT

Istruzioni per il montaggio e l'uso

Avvertenze importanti

- ▶ Far funzionare il prodotto solo con una bassissima tensione di sicurezza (SELV). Non collegare a massa i componenti.
- ▶ Collocare il sistema di alimentazione della tensione (non compreso nella fornitura, vedere Accessori) al di fuori della zona umida in un locale separato.
- ▶ Proteggere il collegamento elettrico con un interruttore differenziale (RCD).
- ▶ Eseguire tutti i lavori fuori tensione.

Specifiche tecniche

- ▶ Tensione di allacciamento 24 V DC
- ▶ Potenza assorbita 1 W
- ▶ Tipo di protezione IP 68

NL

Montage- en bedrijfsinstructies

Belangrijke aanwijzingen

- ▶ Gebruik het product alleen met zeer lage veiligheidsspanning (SELV). De onderdelen mogen niet worden geaard.
- ▶ Plaats de stroomvoorziening (niet meegeleverd, zie Toebehoren) buiten het natte bereik in een aparte ruimte.
- ▶ Elektrische aansluiting met een aardlekschakelaar (RCD) beveiligen.
- ▶ Alle werkzaamheden in spanningsloze toestand uitvoeren.

Technische gegevens

- ▶ Aansluitspanning 24 V DC
- ▶ Opgenomen vermogen 1 W
- ▶ Veiligheidsgraad IP 68

RU

Инструкция по монтажу и вводу в эксплуатацию

Важные указания

- ▶ Для работы изделия используется безопасное сверхнизкое напряжение (БСНН). Не разрешается заземлять компоненты.
- ▶ Разместить источник питания (не входит в комплект поставки, см. «Принадлежности») за пределами зоны повышенной влажности в другом помещении.
- ▶ Для защиты электрического подключения требуется установить устройство защитного отключения (УЗО).
- ▶ Выполняйте все работы при отключенном напряжении.

Технические характеристики

- ▶ Напряжение питающей сети 24 В постоянного тока
- ▶ Потребляемая мощность 1 Вт
- ▶ Вид защиты IP 68

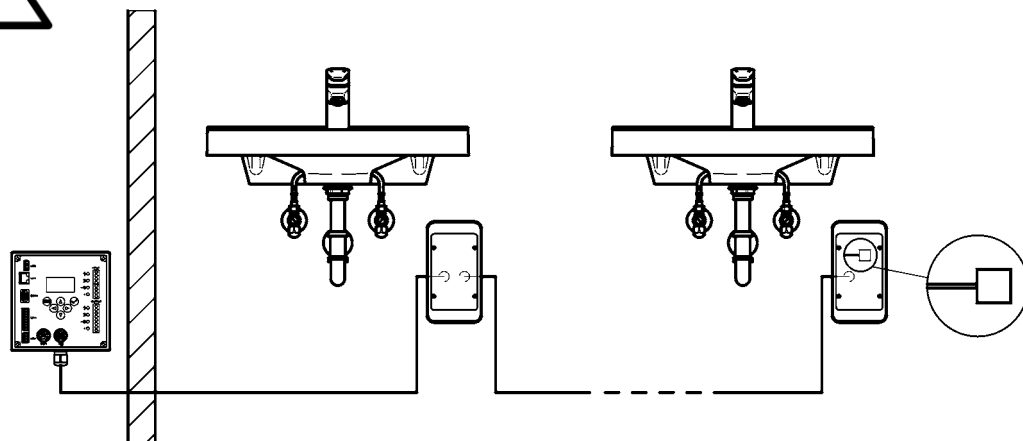




1. Montage

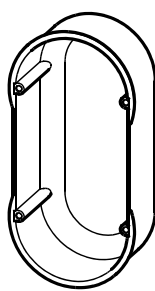
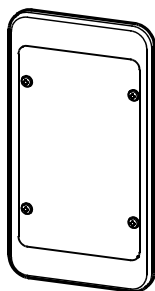
EN Installation
FR Montage
ES Montaje
IT Montaggio

NL Montage
PL Montaż
SV Montering

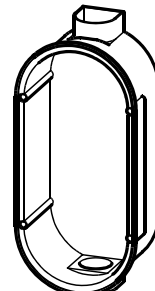
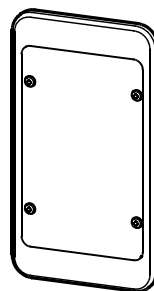
CS Montáž
FI Asennus
RU Монтаж



I

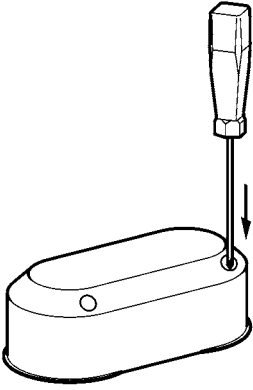


II

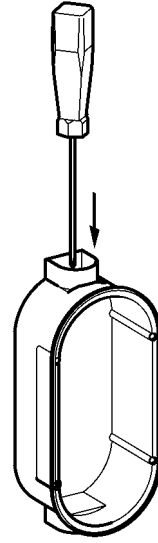


1

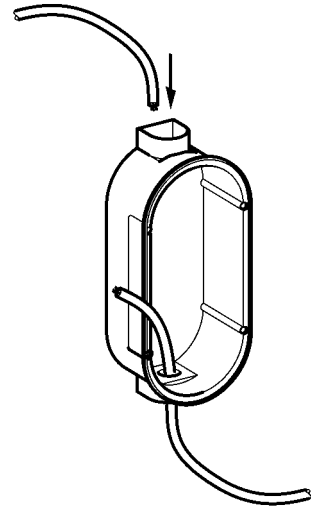
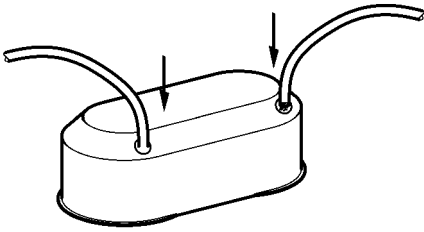
I



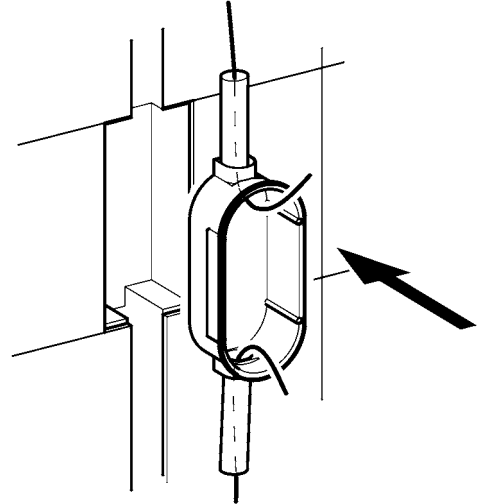
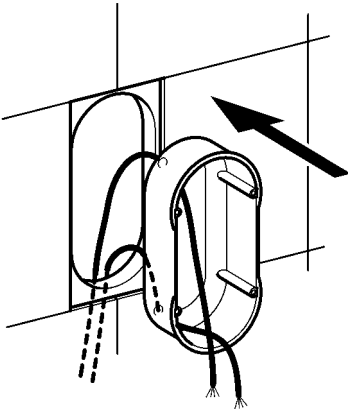
II

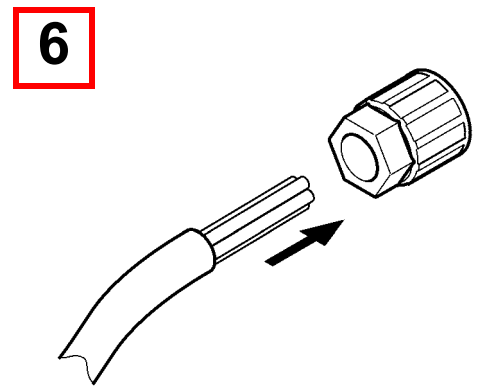
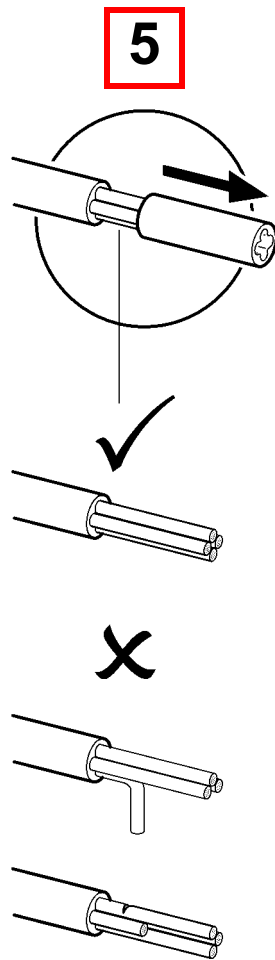
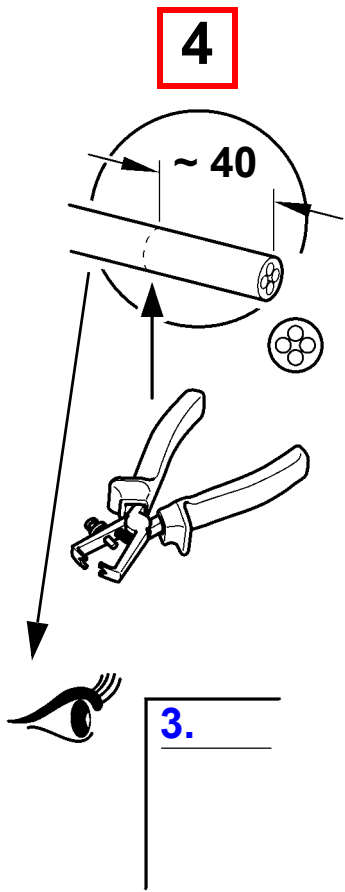
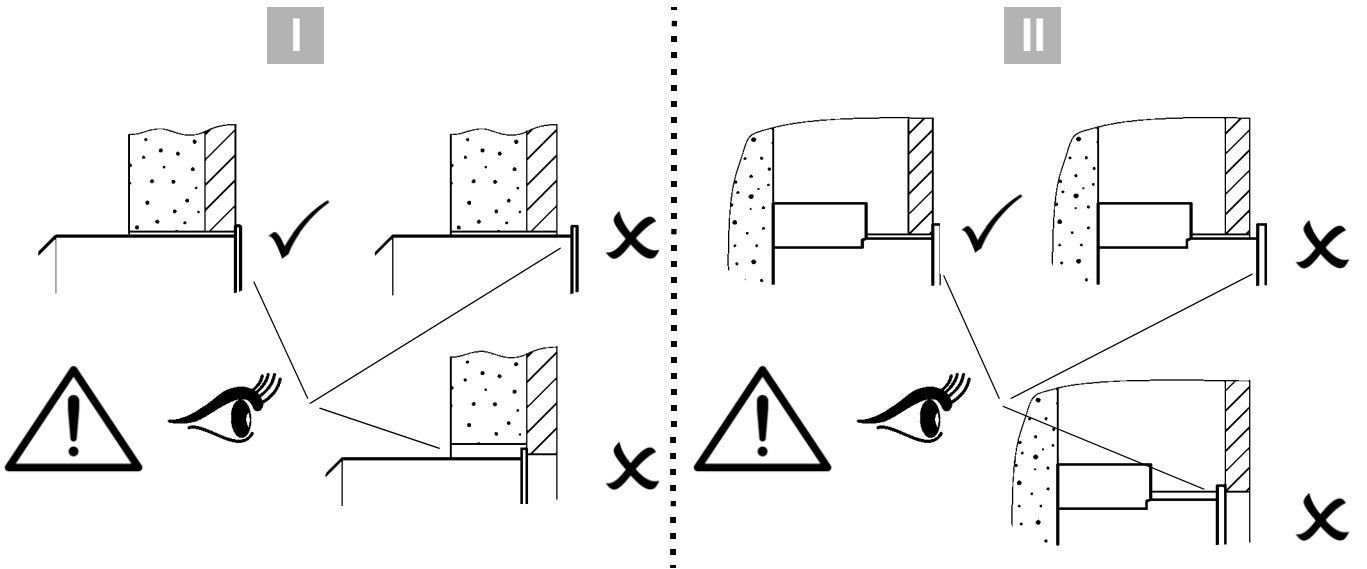


2



3





7

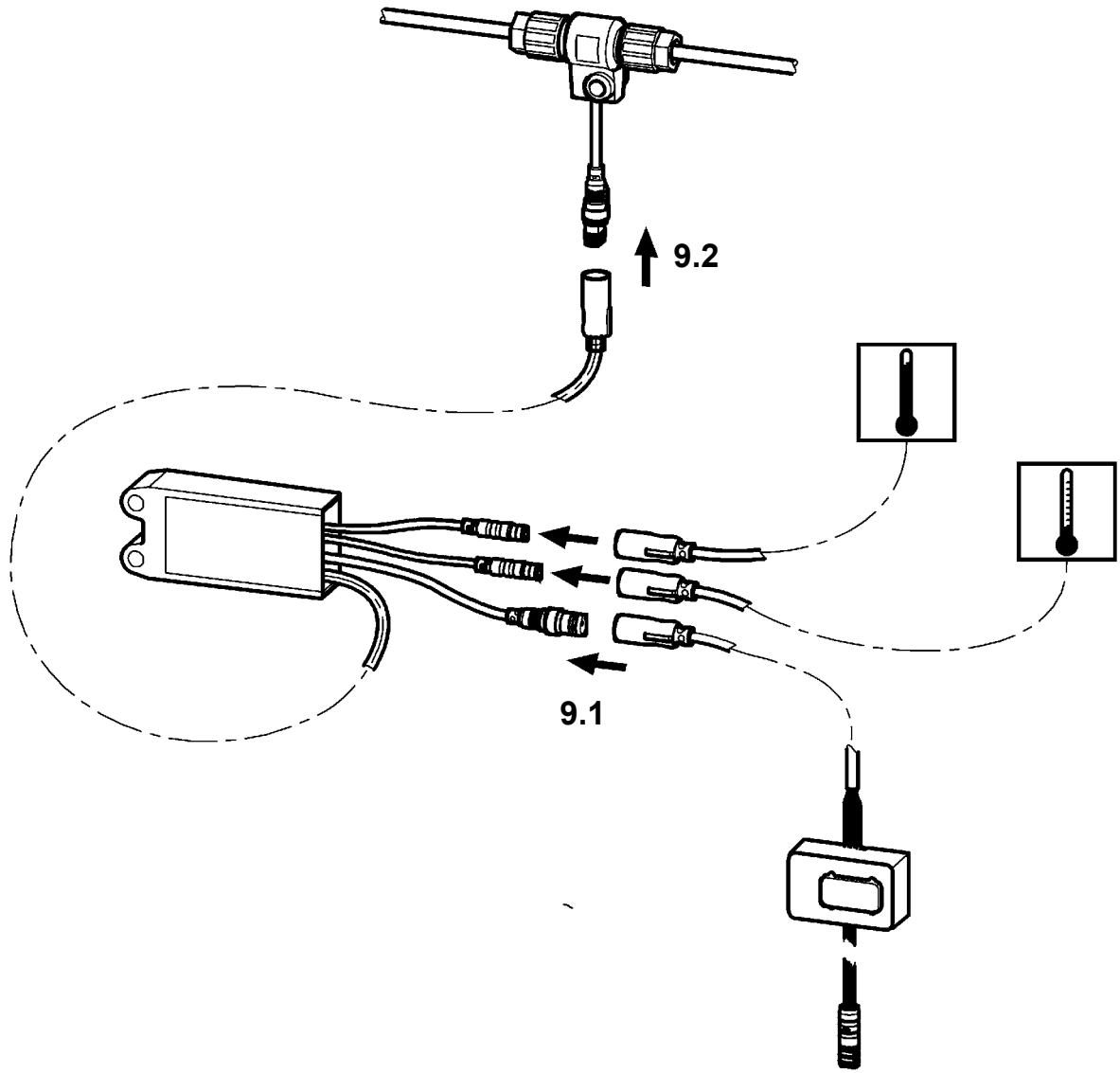
1	brown	red
2	white	white
3	blue	blue
4	black	black

8

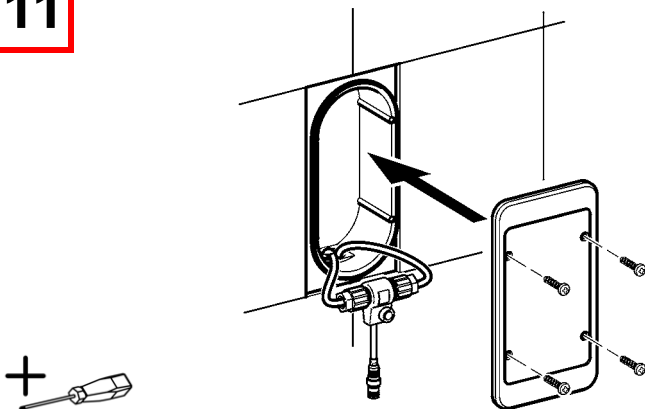
9

1,2 Nm

10



11

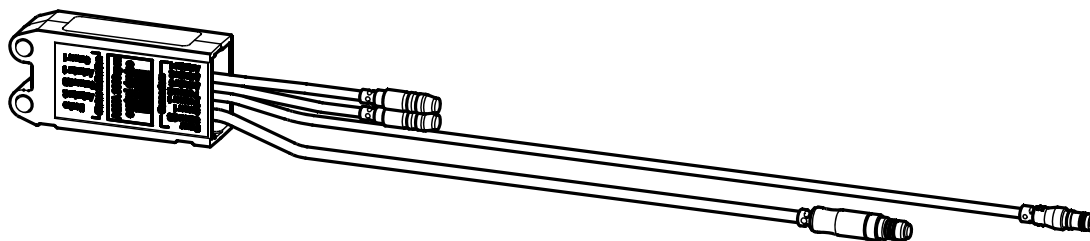


2. Ersatzteile

EN Replacement parts
FR Pièces de rechange
ES Piezas de recambio
IT Pezzi di ricambio

NL Reserveonderdelen
PL Części zamienne
SV Reservdelar

CS Náhradní díly
FI Varaosat
RU Запчасти



ACEX1004: 2030059124
ASEX1023

ACEM1002: 3600005784
ASEX1051

ACEX1007: 3600008442
ASEX1054

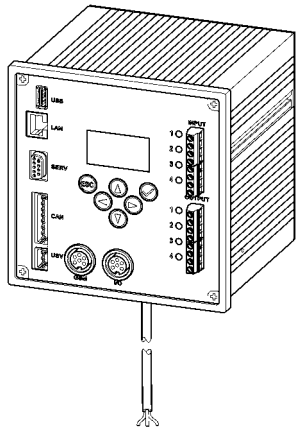
ACEX1009: 3600008443
ASEX1055

3. Zubehör I

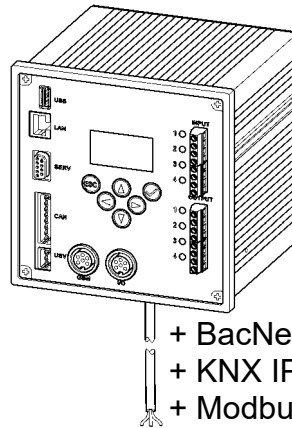
EN Accessories I
FR Accessoire I
ES Accesorios I
IT Accessori I

NL Toebehoren I
PL Akcesoria I
SV Tillbehör I

CS Příslušenství I
FI Lisävarusteet I
RU принадлежности I



2000108123
ZA3OP0011

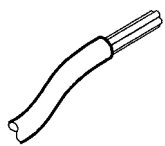


+ BacNet IP
+ KNX IP
+ Modbus IP
2030016282
ZA3OP0022

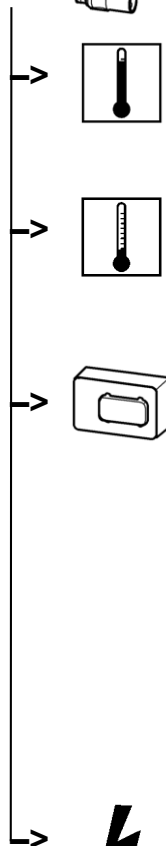
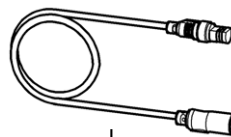


IEC332-1

100 m:
2000104272
ZAQUA011
25 m:
2000104274
ZAQUA012



100 m:
2000100801
ZAQUA077
25 m:
2000100852
ZAQUA078



1,5 m:
2000105709
ZA3OP0009

1,5 m:
2000105710
ZAQUA017

1 m:
2030041919
ACEX9006

2 m:
2030041920
ACEX9007

3 m:
2030056669
ACEX9013




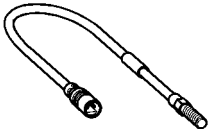

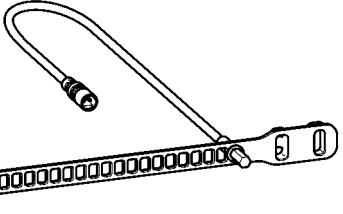

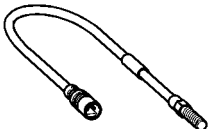

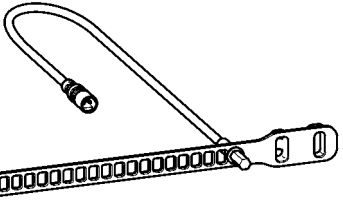
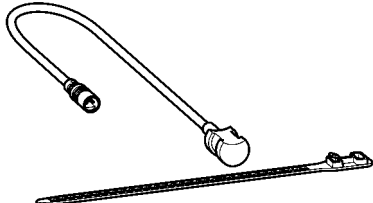
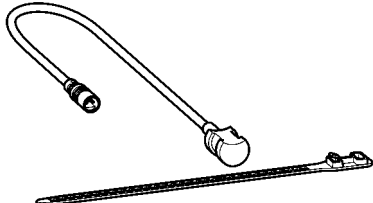
5 m:
2000101055
ZAQUA073

4. Zubehör II

EN Accessories II
FR Accessoire II
ES Accesorios II
IT Accessori II

NL Toebehoren II
PL Akcesoria II
SV Tillbehör II

CS Příslušenství II
FI Lisävarusteet II
RU принадлежности II

		
	 2000100972 ZAQUA017	
	 2000100973 ZAQUA018	 2000100974 ZAQUA019
	 2000100972 ZAQUA017	
	 2000100973 ZAQUA018	 2000100974 ZAQUA019
	 2000100975 ZAQUA020	 2000100976 ZAQUA021

Australia

PR Kitchen and
Water Systems Pty Ltd
Dandenong South VIC 3175
Phone +61 3 9700 9100

Austria

KWC Austria GmbH
6971 Hard, Austria
Phone +43 5574 6735 0

**Belgium, Netherlands &
Luxembourg**

KWC Aquarotter GmbH
9320 Aalst; Belgium
Phone NL +31 (0) 492 728 224
BE/LU +32 (0) 53 60 31 50

Czech Republic

KWC Aquarotter GmbH
14974 Ludwigsfelde, Germany
Phone +49 3378 818 309

France

KWC Austria GmbH
6971 Hard, Austria
Phone +33 800 909 216

Germany

KWC Aquarotter GmbH
14974 Ludwigsfelde
Phone +49 3378 818 0

Italy

KWC Austria GmbH
6971 Hard, Austria
Numero Verde +39 800 789 233

Middle East

KWC ME LLC Ras Al Khaimah,
United Arab Emirates
Phone +971 7 2034 700

Poland

KWC Aquarotter GmbH
14974 Ludwigsfelde, Germany
Phone +48 58 35 19 700

Spain

KWC Austria GmbH
6971 Hard, Austria
Phone +43 5574 6735 211

Switzerland & Liechtenstein

KWC Group AG
5726 Unterkulm, Switzerland
Phone +41 62 768 69 00

Turkey

KWC ME LLC Ras Al Khaimah,
United Arab Emirates
Phone +971 7 2034 700

United Kingdom

KWC DVS Ltd - Northern Office
Barlborough S43 4PZ
Phone +44 1246 450 255

KWC DVS Ltd - Southern Office
Paignton TQ4 7TW
Phone +44 1803 529 021

EAST EUROPE

Bosnia Herzegovina
Bulgaria | Croatia
Hungary | Latvia
Lithuania | Romania
Russia | Serbia | Slovakia
Slovenia | Ukraine

KWC Aquarotter GmbH
14974 Ludwigsfelde, Germany
Phone +49 3378 818 261

SCANDINAVIA & ESTONIA

Finland | Sweden | Norway
Denmark | Estonia

KWC Nordics Oy
76850 Naarajärvi, Finland
Phone +358 15 34 111

OTHER COUNTRIES

KWC Austria GmbH
6971 Hard, Austria
Phone +43 5574 6735 0

